

Kenai Peninsula Borough
144 N. Binkley Street, Soldotna, AK 99669



Kenai Peninsula Borough

DISCUSSION ON SAFETY

Incident Review
TRIR & DART Rates
Program Costs
SMART Goals
Leveraging Technology

IMPROVEMENT

96%

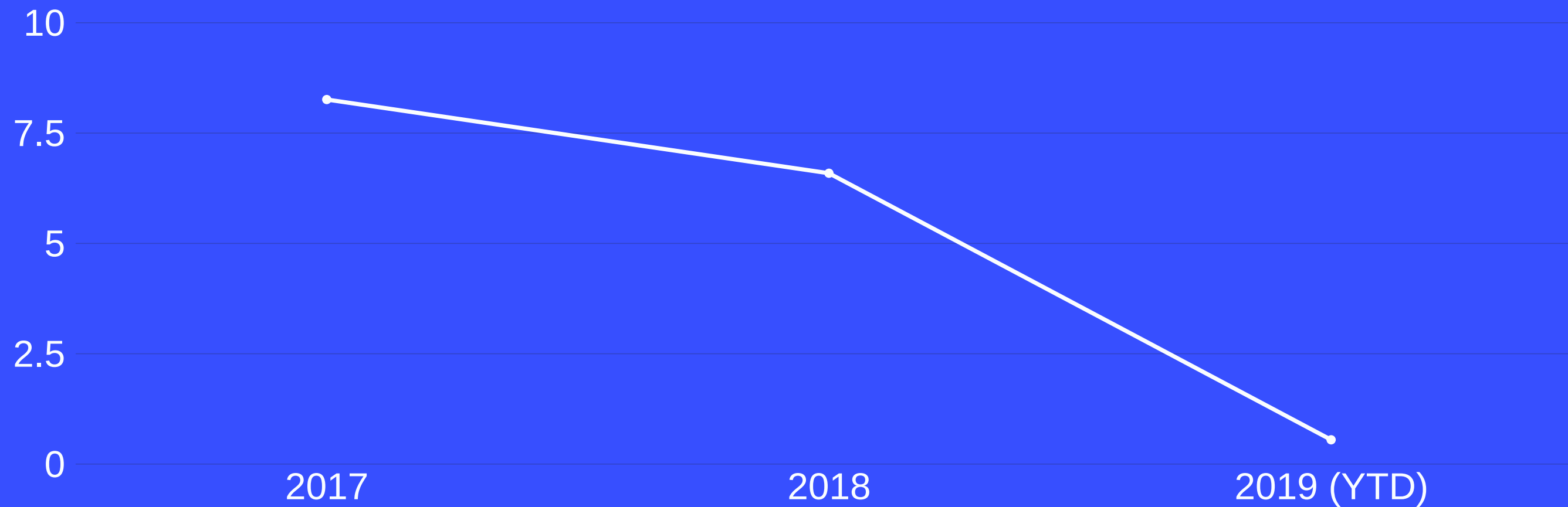
REDUCTION IN KPB RECORDABLE
INJURIES SINCE 2017

Using SMART preventative measures, the KPB has dramatically reduced the overall total recordable incident rate.

KPB Incident Breakdown

BY CALENDAR
YEAR



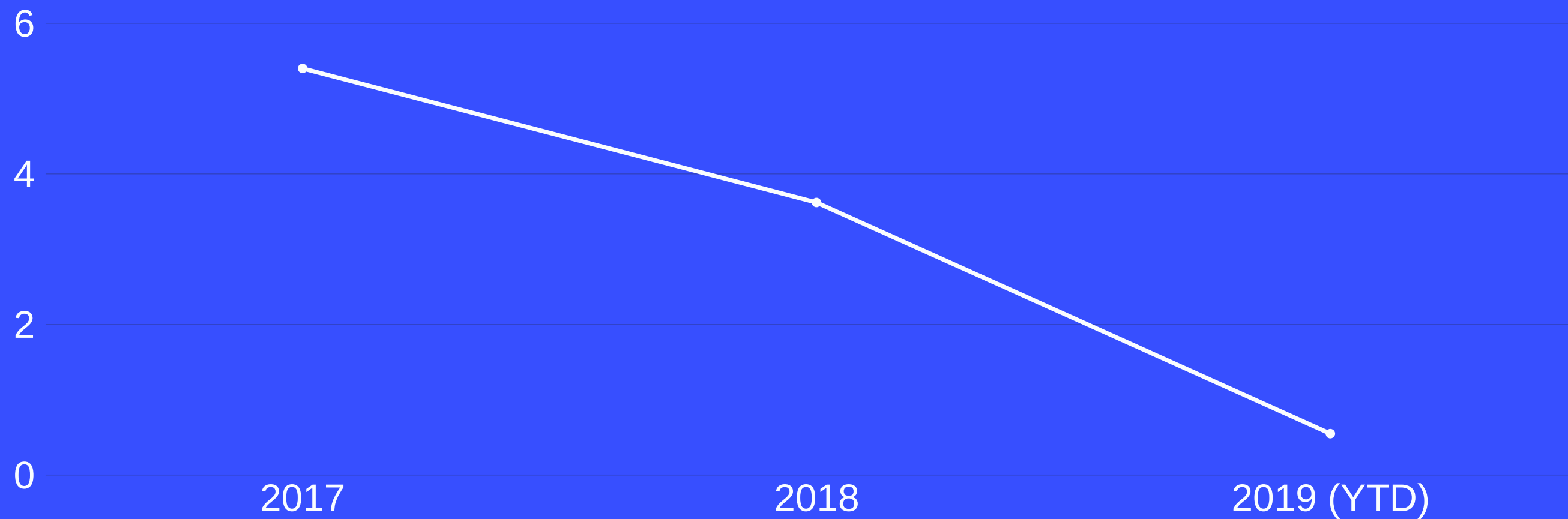


TRIR

TOTAL RECORDABLE INCIDENT RATE (KPB)

Between 2017 and now, the KPB's Total Recordable Incident Rate has gone from 8.26 to 6.59 to 0.55.





DART

**DAYS AWAY,
RESTRICTED, OR
TRANSFERED (KPB)**

Between 2017 and now, the KPB's Days Away, Restricted or Transferred rate has gone from 5.40 to 3.62 to 0.55.



\$272,619

—

KPB'S TOTAL 2017
CASH BASIS
ACTIVITY

\$226,381

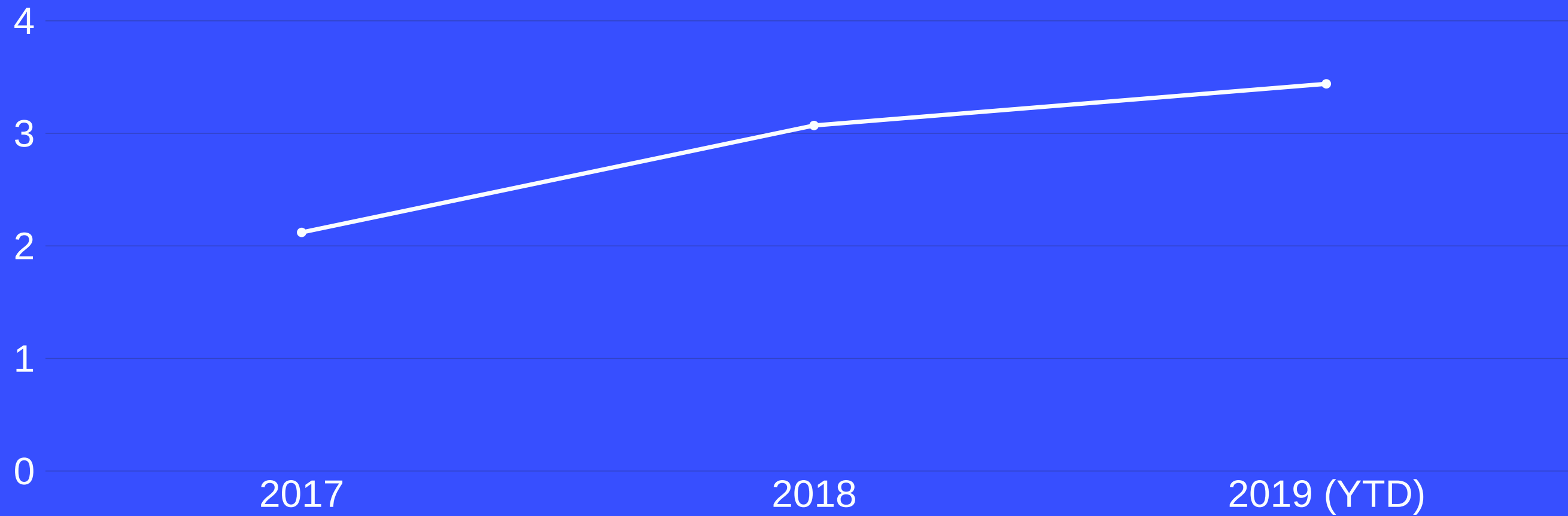
—

KPB'S TOTAL 2018
CASH BASIS
ACTIVITY

KPBSD Incident Breakdown

BY CALENDAR YEAR

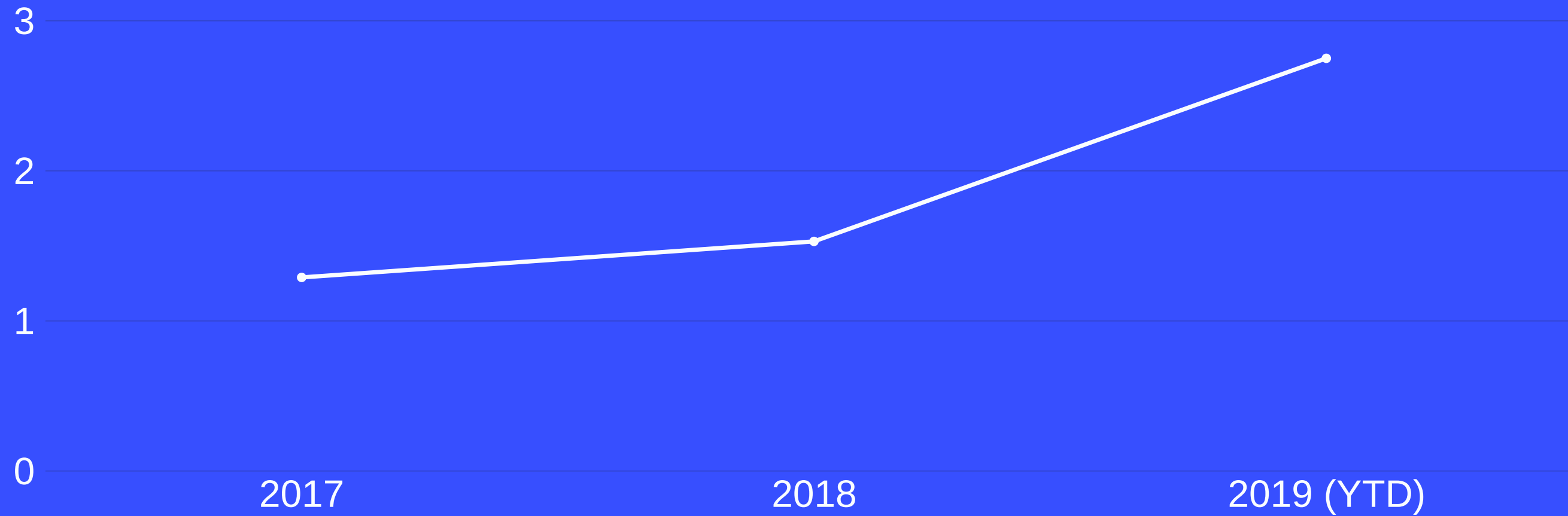




TRIR

**TOTAL RECORDABLE
INCIDENT RATE
(KPBSD)**

Between 2017 and now, the KPBSD's Total Recordable Incident Rate has gone from 2.12 to 3.07 to 3.44.



DART

**DAYS AWAY,
RESTRICTED, OR
TRANSFERED (KPBSD)**

Between 2017 and now, the KPBSD's Days Away, Restricted or Transferred rate has gone from 1.29 to 1.53 to 2.75.

\$159,287

—

KPBSD'S TOTAL 2017
CASH BASIS
ACTIVITY

\$286,363

—

KPBSD'S TOTAL
2018 CASH BASIS
ACTIVITY

Risk Department Activities

COMMUNICATION

A weekly safety communication tool sent to all employees.

WALKTHROUGHS

Facility inspections by the Risk Department have increased by 14% since 2017.

ORIENTATION

In-person new hire orientations with primary focus on safety culture.

TRAINING

Increased new-hire training as well as annual refresher training for all employees.

Preventative Measures

Risk Department Activities

Lagging Indicators

TRAINING

Specific employee training provided by the Risk Department for any employee involved in an injury.

BULLETINS

Post-incident safety bulletins describing the events, what went wrong, and what we're doing to mitigate the risk in the future.

INVESTIGATIONS

Investigations for all recordable injuries and incidents beyond a financial limit.



Leveraging Technology

EHS MANAGEMENT SOFTWARE

Dashboards & Scorecards
Incident Management
Corrective Actions
Root Cause Investigations
Job Safety Analysis (JSA)
Behavior Based Safety (BBS)
OSHA Reporting
Workers' Comp Claim
Management
Audits & Inspections
Training Management