

A large bronze sculpture of a whale breaching the water, set against a backdrop of a forested mountain and a town. The whale is captured in mid-leap, with its tail fluke raised high and water splashing around its head. The background features a lush green forested mountain on the left and a snow-capped mountain on the right, with a small town visible in the distance.

Alaska's Workforce Future & House Bill 267 Employer Contributions

**Presented by: Paloma Harbour, Director,
Division of Employment and Training
Services**

ALASKA'S WORKFORCE FUTURE ALASKA'S



Goals:

- Enhance career awareness and pathways
- Develop a skilled and qualified workforce
- Retain Alaskans and attract new Alaskans
- Foster regional workforce development
- Improve infrastructure and access to support services
- Ensure sustainability and continuity of workforce-development efforts

Department of Labor and Workforce Development Efforts



Goal 1: Enhance Career Awareness and Pathways

- Career Guide Pilot Program
- Resume Assistance in Local Schools
- Youth Focused Job Fairs & Career Clubs



Goal 2: Develop a Skilled and Qualified Workforce

- Expanded Industrial Electricity & Plumbing programs
- Added Industrial Machine & Maintenance program
- Employment & Training Assistance to 1,702 Alaskans

Department of Labor and Workforce Development Efforts - continued

Goal 3: Retain Alaskans and Attract New Alaskans

- Opened the Office of Citizenship Assistance, which served >250 legal immigrants in its first year
- Reduced barriers for new Electricians and Plumbers licensing
 - Expanded reciprocity to 30 states across the country with similar requirements
 - Implemented provisional licensing from another jurisdiction for up to one year
 - Allowing comparable military credit toward licensure

Goal 6: Ensure Sustainability and Continuity of Workforce Development Efforts

- Governor introduced HB267 & SB217 Employer Contributions that would increase State Training and Employment Program (STEP) funding by \$44 million

State Training and Employment Program (STEP)

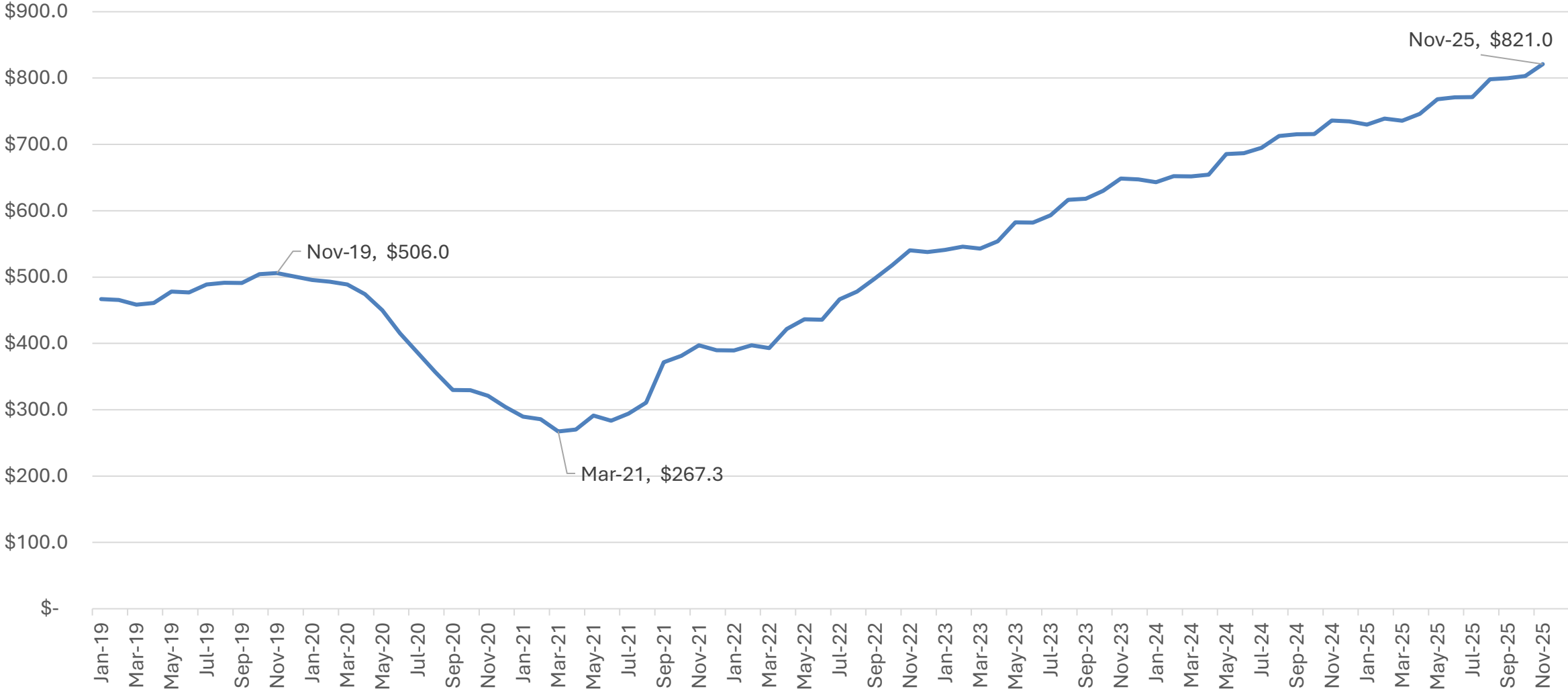
AS 23.15.620-AS 23.15.860

- STEP is a program to provide grants to eligible entities that provide training and employment assistance services to enhance the quality of in-state training and employment assistance and make it more easily available to employers, employees, and future employees.
- In FY2026, the Alaska Workforce Investment Board (AWIB) received a total of \$11.2 million in applications for the \$7 million authorized for STEP grants.
- The Alaska Job Center Network is expected to exhaust its funding for training grants to individuals by March, with a quarter still to go in the fiscal year.

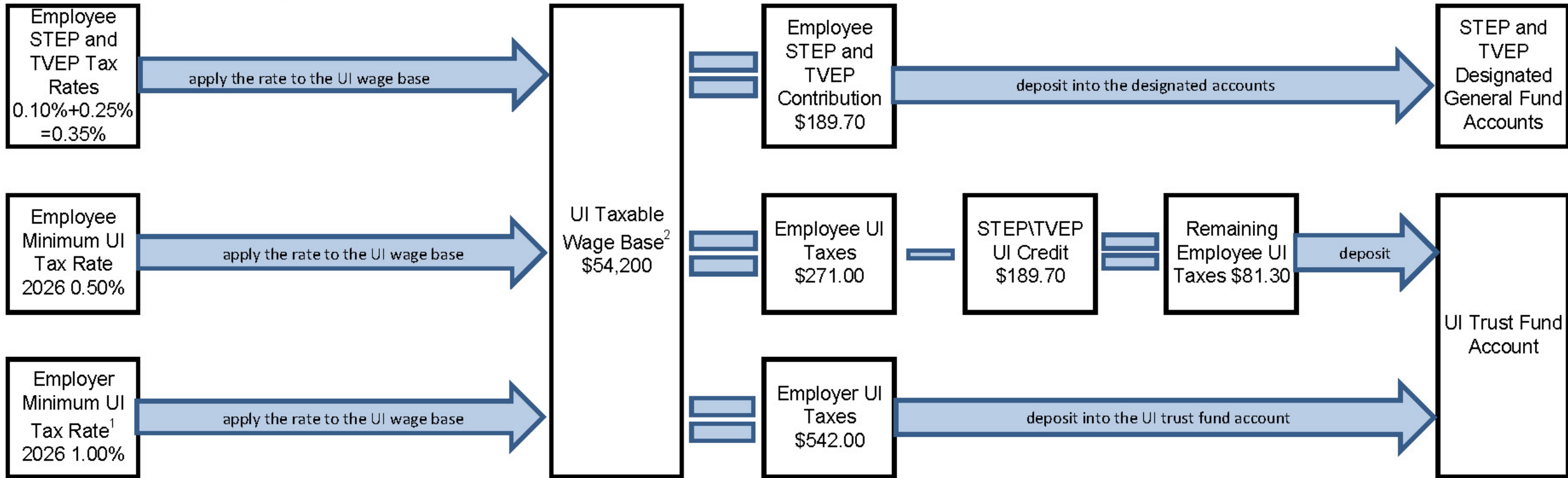


Unemployment Insurance Trust Fund (UITF) Balance

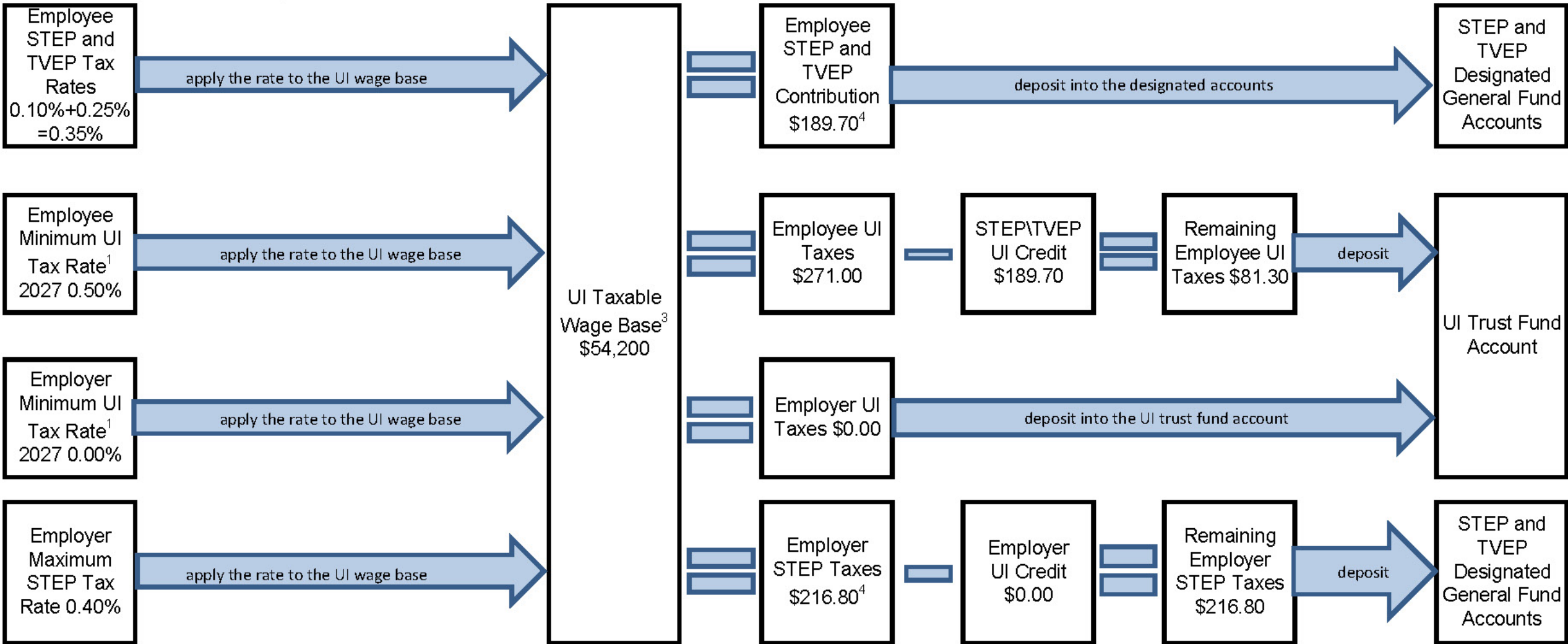
Historical UITF Balance (Millions)



Current UI & STEP Tax Flow Chart



HB267 UI & STEP Tax Flow Chart



HB267 - Projections Through Calendar Year 2040

HB267 Employer Contributions Changes												
Calendar Year (CY)	Employer STEP Revenue (NEW)	Employee STEP Revenue (No Change)	STEP Total Revenue	Employer UI Revenue	Employee UI Revenue (No Change)	UI Total Revenue	Reserve Ratio	Average Employer UI Tax Rate	Average Employee UI Tax Rate	Average Employer Total Tax Rate	Average Employee Total Tax Rate	UI Trust Fund Beginning Balance
2027	\$44,259,676.67	\$11,497,045.22	\$55,756,721.89	\$4,927,491.41	\$17,245,567.83	\$22,173,059.24	5.31%	0.00%	0.15%	0.40%	0.50%	\$927,971,943.67
2028	\$47,056,242.21	\$11,854,581.61	\$58,910,823.82	\$4,012,520.09	\$17,781,872.42	\$21,794,392.51	5.36%	0.00%	0.15%	0.40%	0.50%	\$980,090,999.12
2029	\$48,494,404.95	\$12,206,934.61	\$60,701,339.56	\$4,500,002.13	\$18,310,401.92	\$22,810,404.05	5.14%	0.00%	0.15%	0.40%	0.50%	\$968,267,129.56
2030	\$49,916,322.65	\$12,555,818.53	\$62,472,141.18	\$4,143,844.84	\$18,833,727.79	\$22,977,572.63	4.93%	0.00%	0.15%	0.40%	0.50%	\$956,685,671.82
2031	\$51,269,797.55	\$12,902,368.40	\$64,172,165.95	\$4,585,626.65	\$19,353,552.60	\$23,939,179.25	4.73%	0.00%	0.15%	0.40%	0.50%	\$945,300,244.68
2032	\$52,648,226.02	\$13,247,348.98	\$65,895,575.00	\$4,605,793.85	\$19,871,023.47	\$24,476,817.32	4.55%	0.00%	0.15%	0.40%	0.50%	\$934,327,137.87
2033	\$53,449,965.00	\$13,591,275.80	\$67,041,240.80	\$4,576,007.95	\$20,386,913.71	\$24,962,921.66	4.39%	0.00%	0.15%	0.40%	0.50%	\$923,925,774.21
2034	\$54,026,139.67	\$13,934,495.95	\$67,960,635.62	\$4,662,748.21	\$20,901,743.92	\$25,564,492.13	4.23%	0.00%	0.15%	0.40%	0.50%	\$913,631,797.13
2035	\$55,392,595.04	\$14,277,242.74	\$69,669,837.78	\$4,829,532.00	\$21,415,864.12	\$26,245,396.12	4.08%	0.00%	0.15%	0.40%	0.50%	\$903,774,254.22
2036	\$56,751,227.86	\$14,619,672.78	\$71,370,900.64	\$5,014,377.23	\$21,929,509.17	\$26,943,886.40	3.94%	0.00%	0.15%	0.40%	0.50%	\$894,427,929.52
2037	\$58,107,255.78	\$14,961,890.96	\$73,069,146.74	\$5,151,240.00	\$22,442,836.44	\$27,594,076.44	3.81%	0.00%	0.15%	0.40%	0.50%	\$885,619,151.99
2038	\$59,465,990.49	\$15,303,967.37	\$74,769,957.86	\$5,222,427.72	\$22,955,951.05	\$28,178,378.77	3.69%	0.00%	0.15%	0.40%	0.50%	\$877,339,979.36
2039	\$60,022,143.76	\$15,645,948.73	\$75,668,092.49	\$7,525,592.96	\$23,468,923.10	\$30,994,516.06	3.58%	0.00%	0.15%	0.40%	0.50%	\$869,550,060.55
2040	\$60,829,022.97	\$15,987,866.08	\$76,816,889.05	\$15,550,305.84	\$23,981,799.12	\$39,532,104.96	3.48%	0.03%	0.15%	0.40%	0.50%	\$863,926,040.09



Preparing Alaskans for the Jobs of Today – and Tomorrow

Paloma Harbour, DETS Division Director

Email: Paloma.Harbour@alaska.gov

Phone: (907) 465-5543

